

---

# Manual perfume lid crimping machine

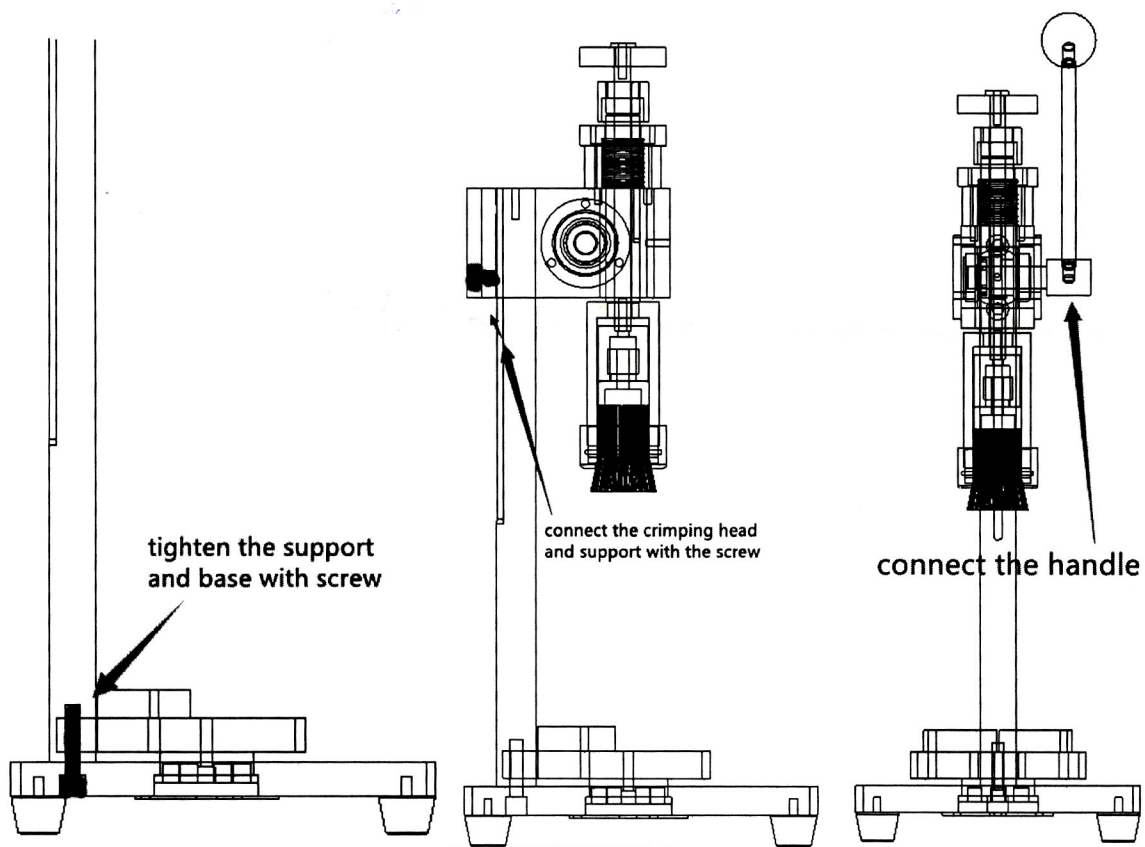
## I. Brief Instruction

This machine is used for sealing all types of glass perfume bottles , after sealing they can keep good sealing performance.

## II. Operate

the glass bottle need to be put upright to the crimping head. (note: the glass bottle must be put upright to the crimping head or the mouth would be damaged).

## Installation





---

At the first time to use, please hold the top and press the hand handle several times, to let the machine run smoothly



If the position part in the crimping head is too close to the crimping mouth, please screw off the screw and you will find the part with straight line, and use screwdriver to adjust it, the position part will be adjustable.



Please note: when you press the hand to crimp the perfume cap, not need fully press the hand to crimp, at the place when the perfume cap is crimped tighten, it can be ok, too much press the hand, it could break the shaft which connect the gear of the hand.